

Journal Citation Reports

The world's leading journals and publisher-neutral data

Jamie Yen | 顏婕珉

Shou Ray information Service 碩睿資訊 2024

大綱

為何需要
JCR?

指標總覽
評估合適期刊

投稿建議
期刊比對工具

投稿注意
實際案例應用

碩睿資訊
學習資源

了解需求 JCR 特色簡介



期刊影響指數的使用

期刊影響指數 (Journal Impact Factor, JIF)

原為幫助圖書館在有限資金的狀況下購買最符合單位需求的學術期刊，有利於**館藏管理**。

研究人員

- 確認期刊的學術地位
- 識別合適的投稿期刊
- 發現研究領域相關期刊

圖書館員

- 訂定館藏政策
- 管理圖書館期刊館藏
- 協助期刊合訂本決策

學術出版單位

- 追蹤期刊的市場影響力
- 明確期刊在領域定位
- 提升期刊競爭力

資料分析人員

- 追蹤各學科期刊的發展趨勢
- 深入研究各期刊之間的引文關係

JCR 內容簡介

WoS CC & JCR

WEB OF SCIENCE 平台

Web of Science 核心合輯

- Science Citation Index Expanded
 - Social Sciences Citation Index
 - Arts & Humanities Citation Index
 - Emerging Sources Citation Index
-
- Conference Proceedings Citation Index
 - Science
 - Social Science & Humanities
 - Book Citation Index
 - Science
 - Social Science & Humanities

Journal Citation Reports

Journal Impact Factor , JIF

JIF uses data from most recent JCR data year + prior 2 years.

Journal Citation Indicator (JCI)

JCI is the mean CNCI for all articles and reviews published in a journal in the preceding 3 years.

* The 25 arts and humanities categories in AHCI and ESCI will not JIF receive a rank, quartile or percentile going forward.

類比概念



From:wiki

多久出版一次?

收錄期刊數量?

分數可直接比較?



各角度瀏覽期刊

瀏覽期刊

Journal Citation Reports™

Journals

Categories

Publishers

Countries/Regions

以不同角度篩選或瀏覽期刊

My favorites

Jamie Yan

The world's leading journals and publisher-neutral data

Journal name/abbreviation, ISSN/eISSN, category, publisher, country/region



Already have a manuscript?

Find relevant, reputable journals for potential publication of your research using Manuscript matcher.

Match my manuscript

See full listings and refine your search by



Journals



Categories



Publishers



Countries/Regions



期刊關鍵字角度

The world's leading journals and publisher-neutral data

| JOURNAL NAME | ISSN/eISSN |
|------------------------|-----------------------|
| Nursing Open | 2054-1058 / 2054-1058 |
| NURSING FORUM | 0029-6473 / 1744-6198 |
| NURSING ETHICS | 0969-7330 / 1477-0989 |
| NURSING OUTLOOK | 0029-6554 / 1528-3968 |
| Nursing Inquiry | 1320-7881 / 1440-1800 |

See all 141 results >

| CATEGORY NAME | NUMBER OF JOURNALS |
|----------------|--------------------|
| NURSING | 191 journals |

可以期刊刊名、JCR 縮寫、期刊ISSN、電子期刊 eISSN 之關鍵字搜尋期刊，亦可輸入學科領域、出版社或國家地區，點擊結果即可查看期刊、期刊領域或出版社資訊。

COUNTRY/REGION NAME

NUMBER OF JOURNALS

There are no Countries/Regions that match your search

領域群組角度

Categories by Group ⓘ

[See all 254 Categories](#)

Sort by: Alphabetical ▾

Agricultural Sciences

NUMBER OF CATEGORIES

7

NUMBER OF JOURNALS

440

NUMBER OF CITABLE ITEMS

59,230



Covers multiple aspects of agriculture, including engineering application in agriculture; selection, breeding, and management of livestock and crops; cultivation of plants; the formation, distribution, and utilization of soils; and all aspects of agricultural commodities and the management and policy decisions affecting them.

領域群組收錄期刊範圍說明

AGRICULTURAL ECONOMICS & POLICY
AGRICULTURAL ENGINEERING
AGRICULTURE, DAIRY & ANIMAL SCIENCE
AGRICULTURE, MULTIDISCIPLINARY
AGRONOMY
HORTICULTURE
SOIL SCIENCE
[See All 7](#)

領域清單

Arts & Humanities, Interdisciplinary

NUMBER OF CATEGORIES

8

NUMBER OF JOURNALS

1,006

NUMBER OF CITABLE ITEMS

31,980



出版社角度

5,101 publishers

Journal name/abbreviation, ISSN/eISSN, category, publisher, country/region



JCR year

2023



Export

| Publisher name ▾ | Number of journals in 2023 ▾ | InCites Analysis |
|--|------------------------------|----------------------------------|
| Springer Nature (Unified) | 2,219 | Publisher report |
| Elsevier (Unified) | 2,210 | Publisher report |
| Taylor & Francis (Unified) | 2,071 | Publisher report |
| Wiley (Unified) | 1,470 | Publisher report |
| WILEY | 1,351 | Publisher report |
| ROUTLEDGE JOURNALS, TAYLOR & FRANCIS LTD | 1,161 | Publisher report |
| SPRINGER | 1,043 | Publisher report |
| Sage (Unified) | 986 | Publisher report |
| ELSEVIER | 891 | Publisher report |
| TAYLOR & FRANCIS LTD | 599 | Publisher report |
| SAGE PUBLICATIONS INC | 527 | Publisher report |



國家地區角度

112 countries/
regions

Journal name/abbreviation, ISSN/eISSN, category, publisher, country/region



JCR year

2023



Export

| Countries/Regions ▾ | Number of journals in 2023 ▾ | InCites metrics |
|-----------------------|------------------------------|--------------------------------------|
| USA | 5,923 | Analyse in InCites ↗ |
| ENGLAND | 4,625 | Analyse in InCites ↗ |
| NETHERLANDS | 1,383 | Analyse in InCites ↗ |
| GERMANY (FED REP GER) | 1,150 | Analyse in InCites ↗ |
| SPAIN | 725 | Analyse in InCites ↗ |
| SWITZERLAND | 603 | Analyse in InCites ↗ |
| CHINA MAINLAND | 514 | Analyse in InCites ↗ |
| ITALY | 417 | Analyse in InCites ↗ |
| BRAZIL | 391 | Analyse in InCites ↗ |
| RUSSIA | 381 | Analyse in InCites ↗ |
| FRANCE | 366 | Analyse in InCites ↗ |

期刊基本資訊

Countries/regions > Journal profile

JCR Year
2023

NURSING ETHICS

ISSN

0969-7330

EISSN

1477-0989

JCR ABBREVIATION

NURS ETHICS

ISO ABBREVIATION

Nurs. Ethics

投稿注意：

收錄年分
ISSN / eISSN
出版週期

Favorite Export

Journal information

整合收錄於不同專輯與領域資訊

EDITION

Social Sciences Citation Index (SSCI)

Science Citation Index Expanded (SCIE)

CATEGORY

NURSING

ETHICS

LANGUAGES

English

REGION

ENGLAND

1ST ELECTRONIC JCR YEAR

1997

Publisher information

PUBLISHER

SAGE PUBLICATIONS LTD

ADDRESS

1 OLIVERS YARD, 55 CITY ROAD, LONDON EC1Y 1SP, ENGLAND

PUBLICATION FREQUENCY

8 issues/year

期刊完整年分資訊

JCR Year
2023

NURSING ETHICS

ISSN

0969-7330

EISSN

1477-0989

JCR ABBREVIATION

NURS ETHICS

ISO ABBREVIATION

Nurs. Ethics

2023

2022

2021

2020

2019

2018

All years

點選「Customize」可選擇
欲顯示 / 下載的指標數據

| Year | Total Citations | Journal impact factor | JIF without self cites | 5 Year Impact Factor | Immediacy Index | Citable items |
|------|-----------------|-----------------------|------------------------|----------------------|-----------------|---------------|
| 2023 | 4,449 | 2.9 | 2.4 | 3.7 | 0.3 | 136 |
| 2022 | 4,594 | 4.2 | 3.7 | 3.9 | 0.4 | 116 |
| 2021 | 4,124 | 3.344 | 2.995 | 3.472 | 0.747 | 83 |
| 2020 | 3,775 | 2.874 | 2.245 | 3.156 | 0.652 | 181 |
| 2019 | 2,862 | 2.597 | 1.893 | 3.143 | 0.796 | 201 |
| 2018 | 2,162 | 1.957 | 1.759 | 2.530 | 0.658 | 76 |
| 2017 | 1,773 | 1.876 | 1.613 | 2.199 | 0.370 | 73 |
| 2016 | 1,672 | 1.755 | 1.532 | 2.011 | 0.132 | 68 |
| 2015 | 1,431 | 1.469 | 1.154 | 1.808 | 0.174 | 69 |

Indicator metrics

- Total Citations
- Journal impact factor
- JIF without self cites
- 5 Year Impact Factor
- Immediacy Index
- Citable items
- Total Articles
- Total Reviews
- Cited Half-Life
- Citing Half-Life
- Eigenfactor score
- Article influence score
- % of articles in Citable items
- Normalized Eigenfactor
- Average JIF Percentile

Apply

選取 JCR YEAR 為「All years」
即可取得所有年分的數據

Journal Impact Factor

JIF

該期刊於某年度前 2 年所出版的文獻，
在某年度被其它文章引用的平均數

比較相同研究領域中
期刊相對影響程度

【期刊年度前2年被收錄於JCR資料庫的文獻在該年被引用次數總和】

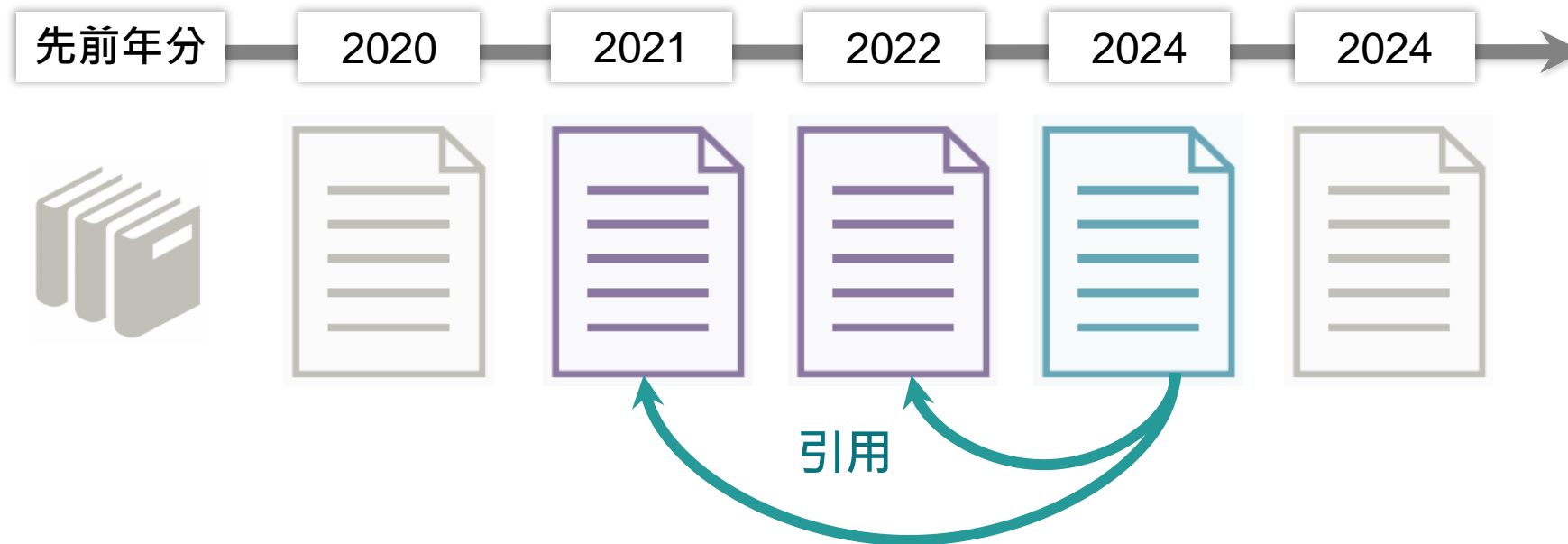
【該期刊早2年所有可被引用文獻總數】

$$\frac{\text{Citations in 2023 to items published in 2021} \\ (361) + 2022 (214)}{\text{Number of citable items in 2021 (83) + 2022} \\ (116)} = \frac{575}{199} = 2.9$$

2023 JIF 計算方式

2023 Impact Factor

期刊在 **2021-2022** 年的發表文章在 **2023** 年的總被引用次數
除以
2021-2022 年可被引用文章總數

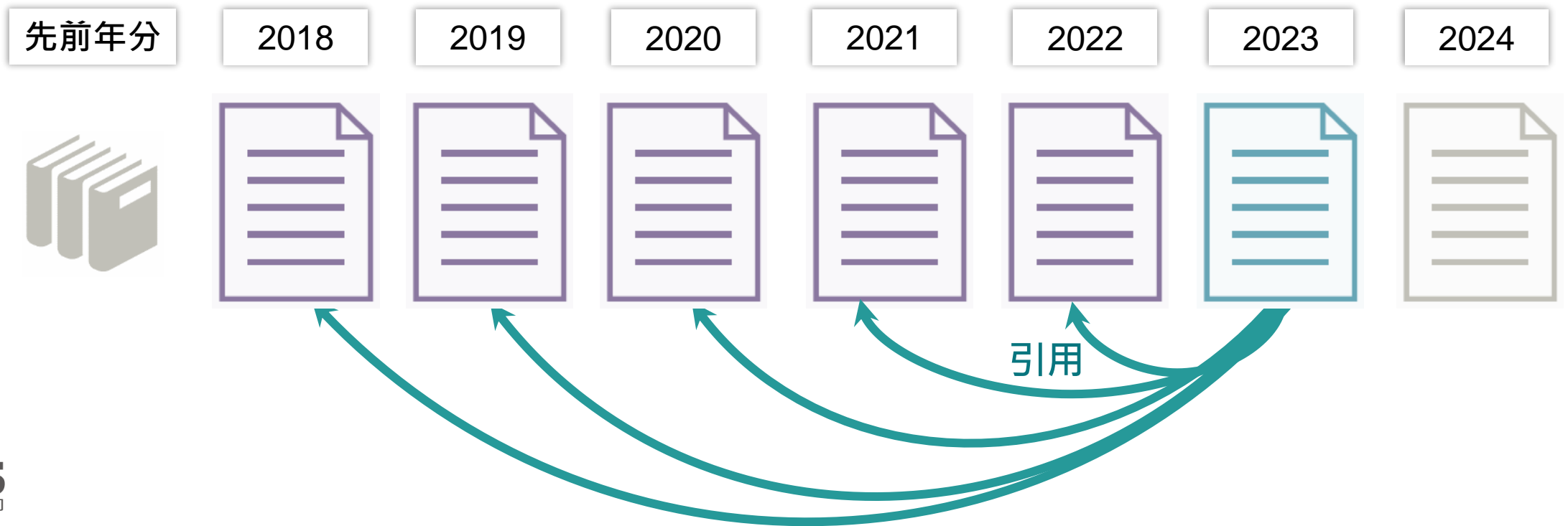


JIF 頁面說明

2023 5-Year IF 計算方式

2023 5-Year Impact Factor

期刊在**2018 - 2022**年的發表文章在 **2023** 年的總被引用次數
除以
2018 - 2022 年可被引用文章總數



Title Suppressions

異常
引用

特別高的
自引或互引率



無法反映
真實學術水準



影響同學科其他期刊的
名次及分區情況



被鎮壓
期刊

在引文數據中發現的異常引文模式

暫不公佈 JCR 中 JIF 相關指標
為期一年，第二年重新計算

仍在 SCIE 與 SSCI 中被收錄

Title
Suppressions
2023 JCR
Data

JCR Editorial Expression of Concern 編輯關切期刊

被鎮壓期刊頁面

被鎮壓期刊
定義說明

Home > Journal profile

JCR Year
2023

Favorite Export

Annals of Financial Economics

ISSN

2010-4952

EISSN

2010-4960

JCR ABBREVIATION

ANN FINANC ECON

ISO ABBREVIATION

Ann. Financ. Econ.

Journal information

EDITION

Emerging Sources Citation Index (ESCI)

Journal's performance

Suppressed Journal

All information for this journal using Journal Impact Factor are not shown due to anomalous citation patterns found in the 2023 citation data. These patterns result in a distortion of the Journal Impact Factor and rank that does not accurately reflect the journal's citation performance in the literature.

Journal Citation Indicator (JCI)

Export

1.21

The Journal Citation Indicator (JCI) is the average Category Normalized Citation Impact (NCI) of citable items (articles & reviews) published by a journal over a recent three year period. The average JCI in a category is 1. Journals with a JCI of 1.5 have 50% more citation impact than the average in that category. It may be used alongside other metrics to help you evaluate journals.

[Learn more](#)

Total Citations

Export

391

The total number of times that a journal has been cited by all journals included in the database in the JCR year. Citations to journals listed in JCR are compiled annually from the JCR years combined database, regardless of which JCR edition lists the journal.

明確標示
當年被鎮壓期刊

Journal Impact Factor

JIF定義說明

Impact Factor ⓘ

The Journal Impact Factor (JIF) is a journal-level metric calculated from data indexed in the Web of Science Core Collection. It should be used with careful attention to the many factors that influence citation rates, such as the volume of publication and citations characteristics of the subject area and type of journal. The Journal Impact Factor can complement expert opinion and informed peer review. In the case of academic evaluation for tenure, it is inappropriate to use a journal-level metric as a proxy measure for individual researchers, institutions, or articles. [Learn more](#)

2023 JOURNAL IMPACT FACTOR

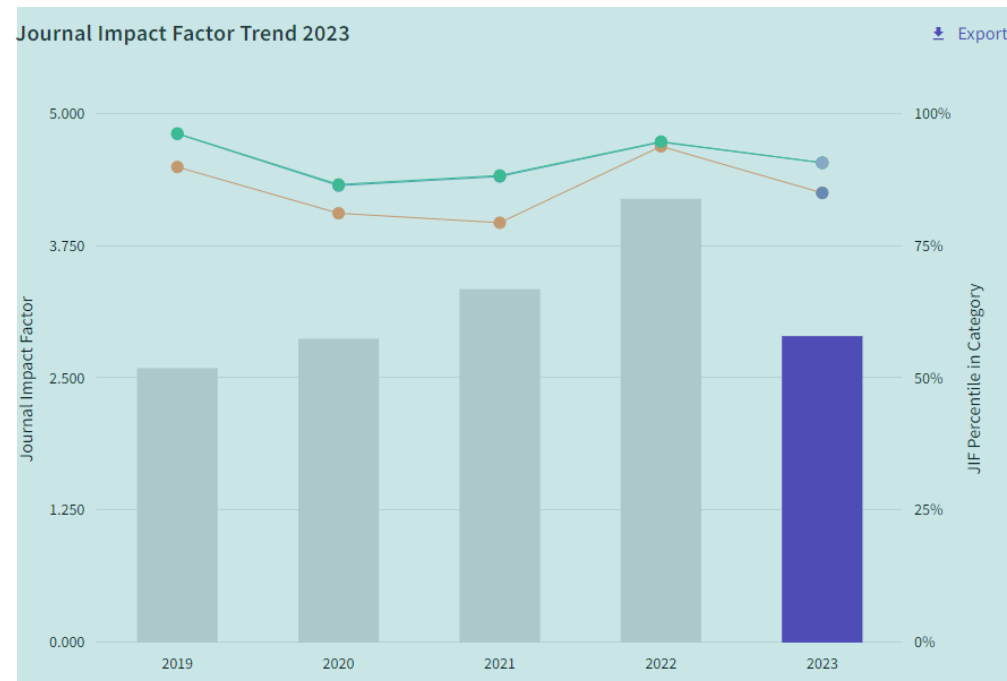
2.9

[View calculation](#)

JOURNAL IMPACT FACTOR WITHOUT SELF CITATIONS

2.4

[View calculation](#)



近五年JIF表現趨勢圖

Journal Impact Factor contributing items

[Export](#)

Citable items (199)

TITLE

Moral injury in healthcare professionals: A scoping review and dis

Authors: Cartolovni, Anto;Stolt, Minna;Scott, P. Anne;Suhonen, Riitta

Volume: 28

Accession number: WOS:000621142300001

Document Type: Review

[View in Web of Science](#)

Moral distress in nurses caring for patients with Covid-19

40

Priority-setting dilemmas, moral distress and support experienced by nurses and physicians in the early phase of the COVID-19 pandemic in Norway

29

Moral distress interventions: An integrative literature review

15

Ethical dilemmas faced by frontline support nurses fighting COVID-19

12

Compassion fatigue as bruises in the soul: A qualitative study on nurses

11

Ethical climat

Nurses' experi

Institutional betrayal in nursing: A concept analysis

8

[View All in Web of Science](#)

凡 Web of Science 訂戶
皆可點選連結至原始文
獻

期刊影響因子計算引用文獻之原始數據

期刊引文指標 Journal Citation Indicator (JCI)

JCI
定義

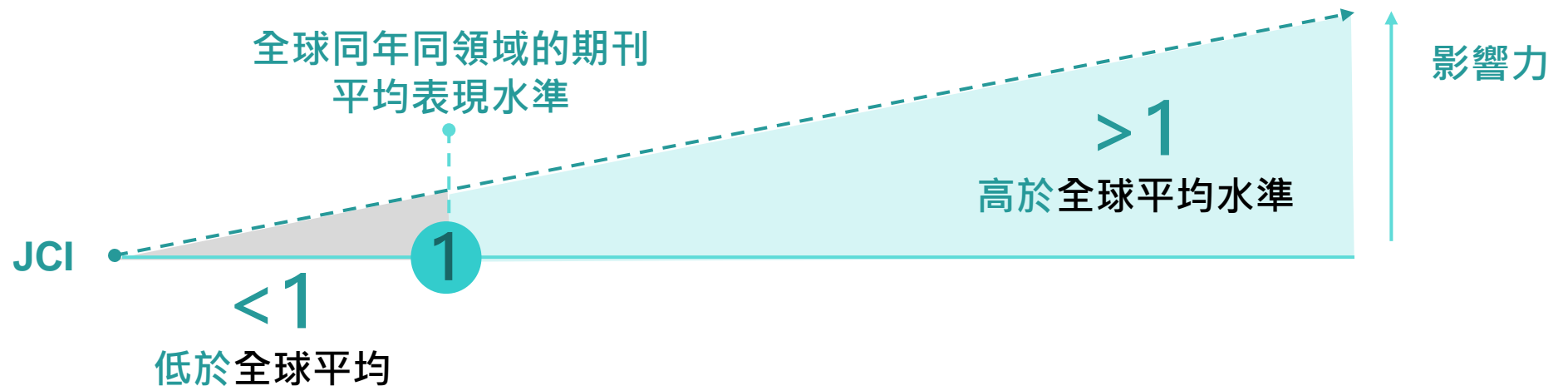
期刊過去三年發表可引用項目的 CNCI 平均值

指標
特色

計算經過領域、文獻類型與發表年份的正規化，是衡量期刊最新出版內容引文影響力的全新方式。

自 2021 年 JCR 起，Web of Science 核心合輯的所有期刊都會計算此數值。

數值
解讀



說明書下載：Journal Citation Indicator 介紹

學科正規化引文影響力

(Category Normalize Citation Impact, CNCI)

CNCI 定義

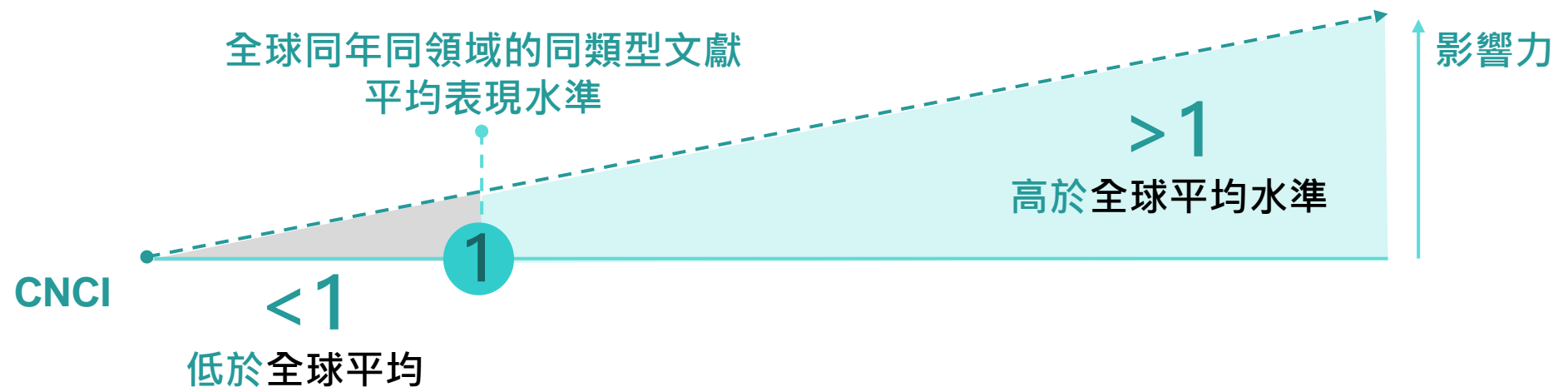
一篇期刊論文
的被引用次數
除以
相同資料類型、出版年、學科領域論文
的平均被引用次數

指標 特色

排除了出版年分、學科領域與文獻類型的
影響，提供正規化後的指標，可交叉學科
或單一學科的進行分析

可檢視機構各個學科發展的
「影響力表現」

數值 解讀



CNCI 計算方式

CNCI 學科正規化引文影響力 — 審視文章學科發展的「影響力的表現」

| Article Title | Authors | Source | Research Area | Document Type | Publication Date | Times Cited ↓ | Category Expected Citations | Category Normalized Citation Impact |
|--|--|-----------|------------------------------------|--------------------------|----------------------|---------------------|-----------------------------|-------------------------------------|
| Guidelines for the use and interpretation of assays for monitoring autophagy (3rd edition) | Klionsky, Daniel J.; Abdelmohsen, Kotb; Abe, Akihisa; Abedin, Md Joynal; Abeliovich, Hagai; et al. | AUTOPHAGY | CELL BIOLOGY 學科 Cell Biology | Review 文獻類型 Review | 2016 出版年代 2016 | 3,777 文獻總被引用次數 A | 49.89 B | 75.7 A/B = CNCI |

排除影響論文影響力的變因

2016 年在 Cell Biology 學科發表的文獻類型為 Review 的文章平均被引用次數

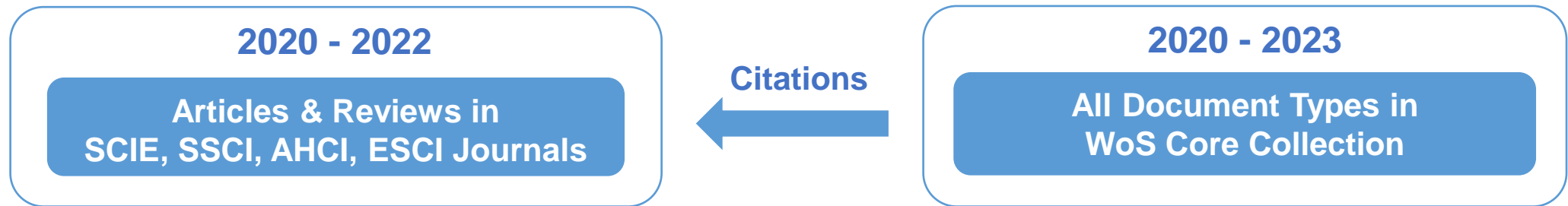
$$\text{CNCI} = \frac{\text{A 文獻總被引次數}}{\text{B 同年同學科同文獻類型的文獻平均被引用次數}} = \frac{3777}{49.89} = 75.7$$

※ CNCI 數值來源自 InCites 資料庫

2023 JCI 計算方式

Journal Citation Indicator = 期刊於過去三年發表的所有 Article 及 Review 的 CNCI 值總平均

2023 年 Journal Citation Indicator = 2020、2021、2022 年該期刊發表 Article 及 Review 的 CNCI 的總平均



透過 JCI 觀察期刊是否高於世界平均水準

JCI 平均為 1，JCI 為 1.5 的期刊比該類別的平均水平高出 50% 的引文影響

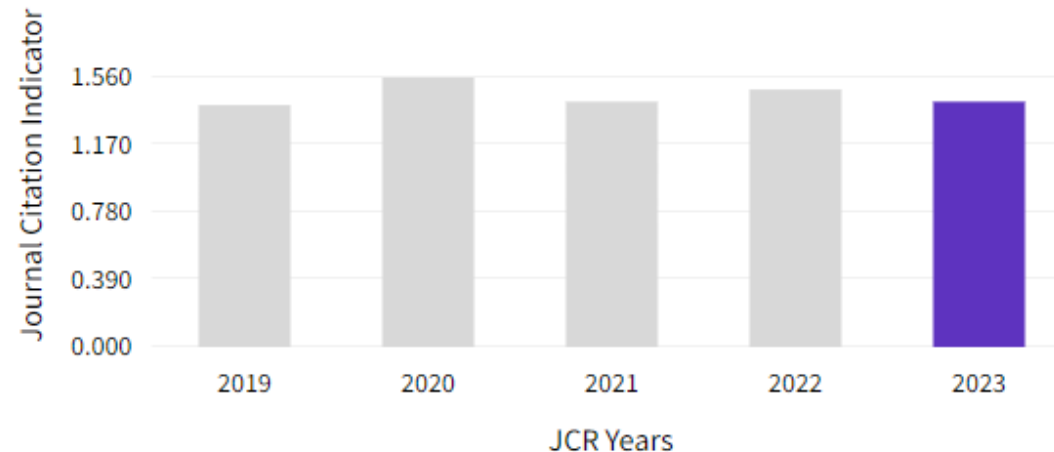
Journal Citation Indicator

JCI定義說明

Journal Citation Indicator (JCI) ⓘ [Export](#)

1.42

The Journal Citation Indicator (JCI) is the average Category Normalized Citation Impact (CNCI) of citable items (articles & reviews) published by a journal over a recent three year period. The average JCI in a category is 1. Journals with a JCI of 1.5 have 50% more citation impact than the average in that category. It may be used alongside other metrics to help you evaluate journals. [Learn more](#)



近五年JCI表現趨勢圖

了解各項指標 評估合適投稿期刊

指標分類

Impact metrics 影響力指標

Metrics focused on the citation impact of the journals.

- Total Citations
- 2023 JIF
- JIF Rank
- 5 Year JIF
- 5 Year JIF Quartile
- JIF Without Self Cites
- Immediacy Index

Normalized metrics 正規化指標

Metrics that have been adjusted mathematically to a particular context.

- 2023 JCI
- JCI Rank
- JCI Quartile
- JCI Percentile
- Eigenfactor
- Normalized Eigenfactor
- Article Influence Score
- JIF Percentile
- JIF Quartile
- AIS Quartile

Source metrics 數據來源指標

Metrics based on the content of the journals.

- Citable Items
- % of Articles in Citable items
- Cited Half-Life
- Citing Half-Life
- Total Articles
- % of OA Gold

影響力指標 Impact Metrics

Total Cites 被引用總次數

標明該期刊被其它收錄期刊引用總次數。

Impact Factor Without Journal Self Cites

扣除期刊自我引用的期刊影響指數。

Immediacy Index 立即指數

利用某一年中發表的文章在**當年度**被引用次數除以**同年所發表文章的總數**所得到的指數。用於評估特定期刊在**當年度被引用的速度**，對**評價尖端研究領域**的期刊較有參考價值。

Journal Impact Factor 期刊影響指數

該期刊**前兩年**發表論文在當年度被引用的次數，除以該期刊前兩年發表論文的總數所得到的值。可用來評估同一研究領域不同期刊的相對重要性。

5-Year Impact Factor 五年影響指數

該期刊**前五年**發表論文在當年度被引用的次數，除以該期刊前兩年發表論文的總數所得到的值。此指數較能看出需經過較久的時間引用才會達到引用高峰的社會科學領域期刊影響力。

引文分布 Citation distribution

Citation distribution ⓘ

Export

The Citation Distribution shows the frequency with which items published in the year or two years prior were cited in the JCR data year (i.e., the component of the calculation of the JIF). The graph has similar functionality as the JIF Trend graph, including hover-over data descriptions for each data point, and an interactive legend where each data element's legend can be used as a toggle. You can view Articles, Reviews, or Non-Citable (other) items to the JIF numerator. [Learn more](#)

ARTICLE CITATION MEDIAN

2

REVIEW CITATION MEDIAN

2

UNLINKED CITATIONS

6



TIMES CITED

0

ARTICLES

46

REVIEWS

5

OTHER

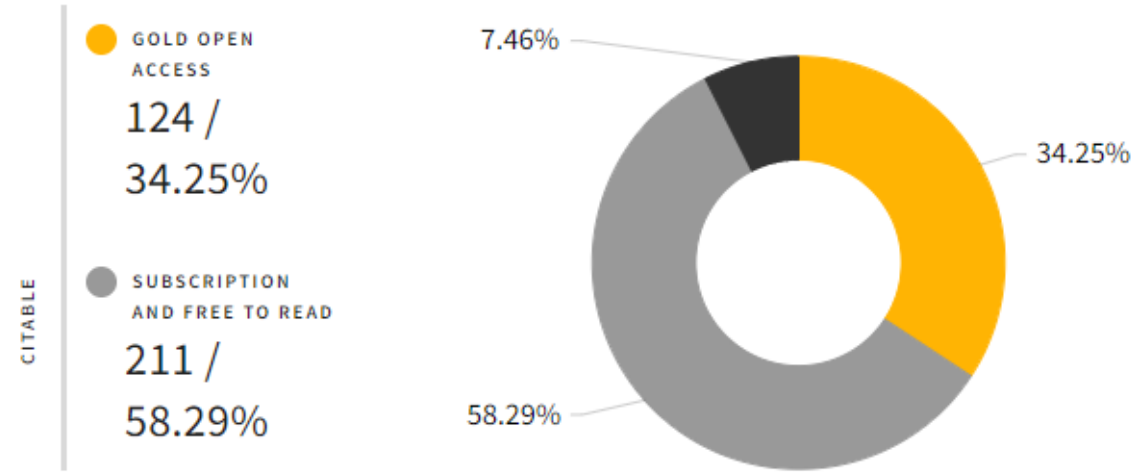
12

期刊內各類型文獻的被引次數篇數分布

Open Access

Items 篇數

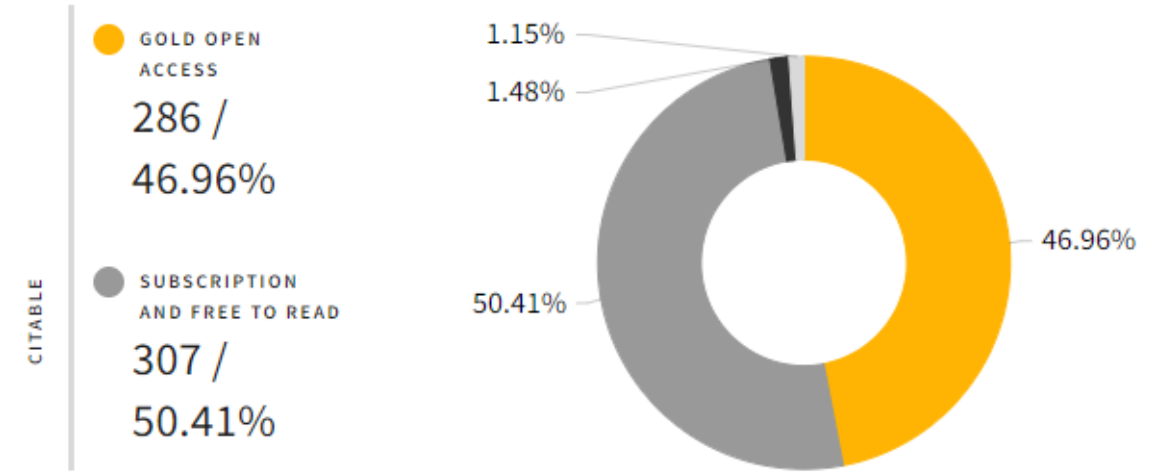
TOTAL CITABLE 335
% OF CITABLE OA 37.01%



- 該本期刊屬於 OA 的篇數及比例
- 該本期刊文獻不屬於 OA 的篇數及比例
- Other (如:最新消息、編者的話)篇數及比例

Citations* 被引用數

TOTAL CITABLE 593
% OF CITABLE OA 48.23%



- OTHER (NON CITABLE ITEMS) 9 / 1.48%
- UNLINKED CITATIONS 7 / 1.15%

OA文章對期刊內容和引文的相對貢獻度

期刊排名

Rank by Journal Impact Factor

Rank by Journal Impact Factor

Journals within a category are sorted in descending order by Journal Impact Factor (JIF) resulting in the Category Ranking below. A separate rank is shown for each category in which the journal is listed in JCR. Beginning in 2023, ranks are calculated by category. [Learn more](#)

CATEGORY

NURSING

18/191

| JCR YEAR | JIF RANK | JIF QUARTILE | JIF PERCENTILE |
|----------|----------|--------------|----------------|
| 2023 | 18/191 | Q1 | 90.8 |

Rank by JIF before 2023 for NURSING

EDITION

Social Sciences Citation Index (SSCI)

| JCR YEAR | JIF RANK | JIF QUARTILE | JIF PERCENTILE |
|----------|----------|--------------|----------------|
| 2022 | 7/123 | Q1 | 96.28 |
| 2021 | 15/123 | Q1 | 96.28 |
| 2020 | 17/123 | Q1 | 96.28 |
| 2019 | 5/121 | Q1 | 96.28 |

多領域期刊排名(Rank)，點選「●」或「>」即可顯示第三個以上的領域相關資訊。



Rank by JIF before 2023 for NURSING

EDITION

Science Citation Index Expanded (SCIE)

| JCR YEAR | JIF RANK | JIF QUARTILE | JIF PERCENTILE |
|----------|----------|--------------|----------------|
| 2022 | 94.8 | Q1 | 96.28 |
| 2021 | 88.40 | Q1 | 96.28 |
| 2020 | 86.69 | Q1 | 96.28 |
| 2019 | 96.34 | Q1 | 96.28 |

Rank by Journal Impact Factor

Journals within a category are sorted in descending order by Journal Impact Factor (JIF) resulting in the Category Ranking below. A separate rank is shown for each category in which the journal is listed in JCR. Beginning in 2023, ranks are calculated by category. [Learn more](#)

CATEGORY

ETHICS

12/77

| JCR YEAR | JIF RANK | JIF QUARTILE | JIF PERCENTILE |
|----------|----------|--------------|----------------|
| 2023 | 12/77 | Q1 | 85.1 |

Rank by JIF before 2023 for ETHICS

EDITION

Social Sciences Citation Index (SSCI)

| JCR YEAR | JIF RANK | JIF QUARTILE | JIF PERCENTILE |
|----------|----------|--------------|----------------|
| 2022 | 4/57 | Q1 | 93.9 |
| 2021 | 12/56 | Q1 | 79.46 |
| 2020 | 11/56 | Q1 | 81.25 |
| 2019 | 6/55 | Q1 | 90.00 |

期刊在各所屬領域中的 JIF 與 JCI 排名、四分位數與百分位

數據來源指標 Source Metrics

Citable Items 該期刊可被引用的文章數量：

包含期刊內研究型文章（**Article**）及評論（**Review**），也就是被認為是對特定領域的學術研究有實質貢獻的文章，以及最有可能被其他文章引用的文章，因此不含社論、通訊、新聞及會議摘要。

% Articles in Citable Items：
被引用的文章數量百分比

Cited Half-Life 被引用半衰期：

指期刊達到 50% 被引用率所需要的時間。該數值有助於圖書館確定期刊的館藏和存檔的策略。例如：Nature 期刊 2020 年的被引半衰期超過了 10 年，表示 Nature 在 2020 年獲得的總引用次數，有一半的引用都來自於 2010 年以前。

Citing Half-Life 引用半衰期：

一期刊從當前年度往前推算，該年引用各年度期刊數達到總引用數 50% 所需的時間。可了解參考文獻的新穎性。與被引用半衰期一起使用有助於評價編輯政策。

引文網絡 Citation network

Cited & Citing Half-life

Cited Half-life

5.2 years

The Cited Half-Life is the median age of the items in this journal that were cited in the JCR year. Half of a journal's cited items were published more recently than the cited half-life.

TOTAL NUMBER OF CITES

4,449

NON SELF-CITATIONS

3,795

SELF-CITATIONS

654

Citing Half-life

6.2 years

The Citing Half-Life is the median age of the items in this journal that cited items in the journal in the JCR year.

TOTAL NUMBER OF CITING SOURCES

6,432

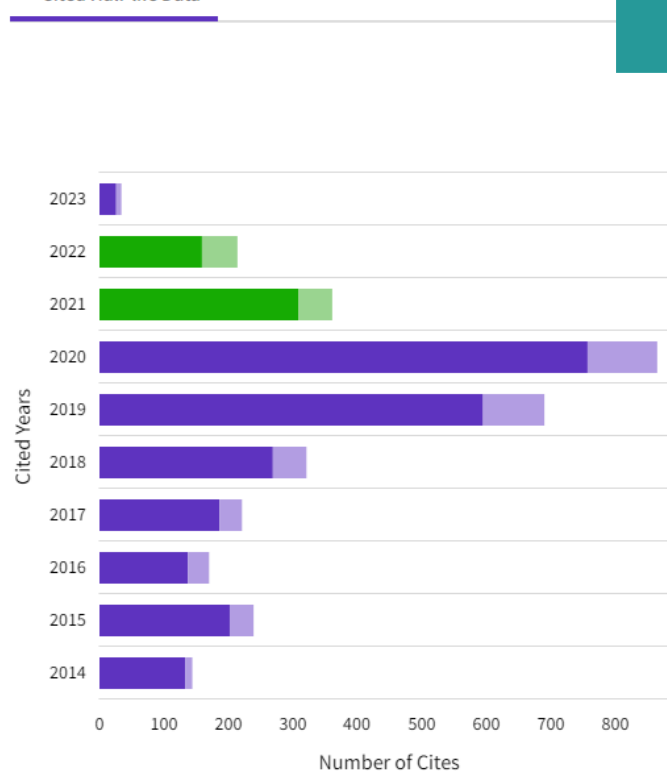
NON SELF-CITATIONS

5,778

SELF-CITATIONS

654

Cited Half-life Data



近十年累積的被引用與引用數
與相對百分比

Export

| CITED YEAR | # OF CITES FROM 2023 | CUMULATIVE % | # OF CITING SOURCES |
|------------------|------------------------|----------------|----------------------|
| All years | 4,449 citations | 100.00% | 910 sources > |
| 2023 | 34 citations | 0.76% | 19 sources > |
| 2022 | 214 citations | 5.57% | 106 sources > |
| 2021 | 361 citations | 13.69% | 163 sources > |
| 2020 | 865 citations | 33.13% | 361 sources > |
| 2019 | 690 citations | 48.64% | 278 sources > |
| 2018 | 321 citations | 55.86% | 148 sources > |
| 2017 | 221 citations | 60.82% | 116 sources > |
| 2016 | 170 citations | 64.64% | 104 sources > |
| 2015 | 239 citations | 70.02% | 115 sources > |
| 2014 | 144 citations | 73.25% | 104 sources > |
| Older | 1,190 citations | | |

- Non-self citations: citations to the journal from the items in other sources
- Citations to items in the journal from items in the same journal
- Citations used to calculate the Impact Factor

期刊的
被引用半衰期與引用半衰期

引文網絡 Citation network

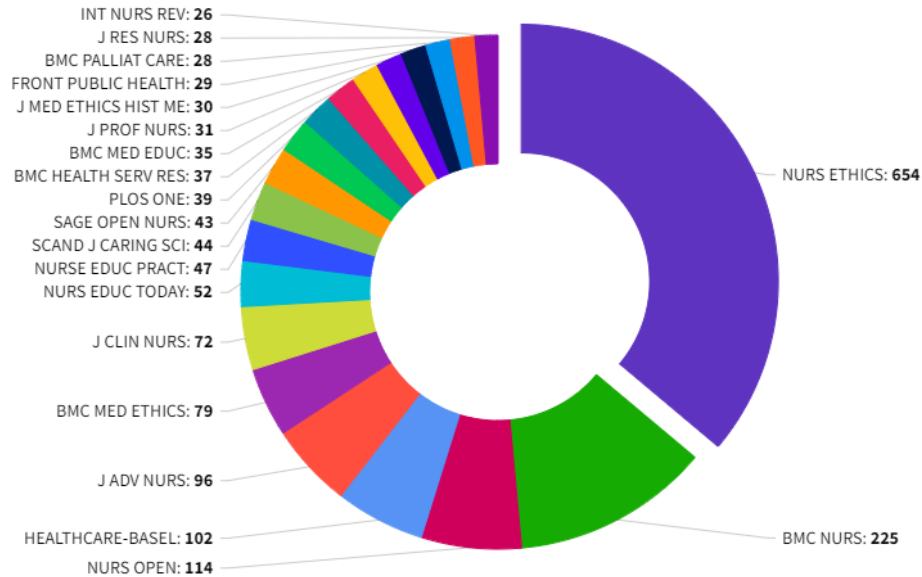
Journal Citation Relationships

Journal Citation Relationships

Cited Data

Citing Data

Top 20 journals citing NURS ETHICS by number of citations

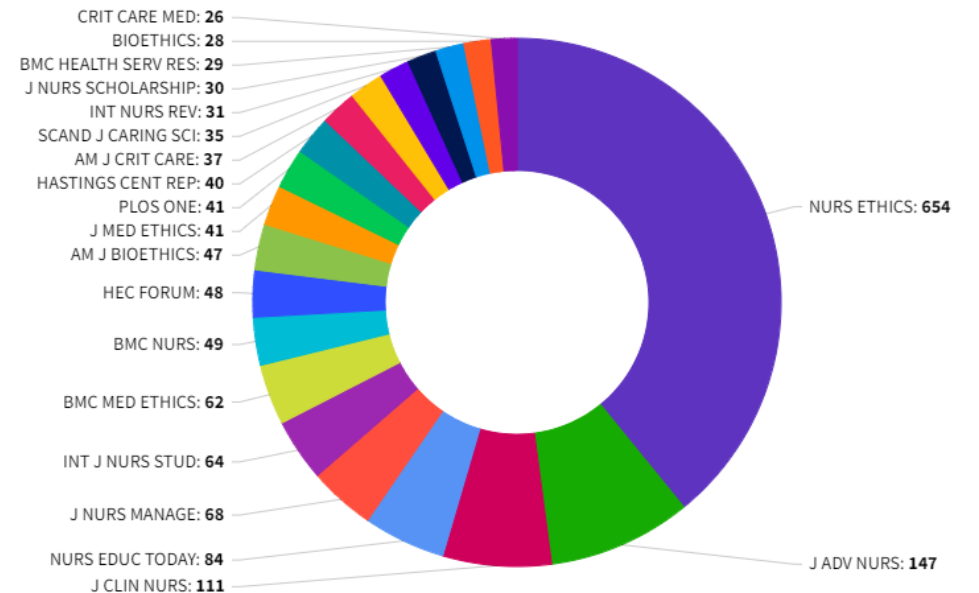


Journal Citation Relationships

Cited Data

Citing Data

Top 20 journals cited by NURS ETHICS by number of citations



期刊的引用與被引用互動情況前20名期刊


Source data

Average JIF Percentile

Source data

This tile shows the breakdown of document types published by the journal. Citable Items are Articles and Reviews. For the purposes of calculating JIF, a JCR year considers the publications of that journal in the two prior years. [Learn more](#)

136 total citable items

| | ARTICLES | REVIEWS | COMBINED(C) | OTHER DOCUMENT TYPES(O) |  PERCENTAGE |
|-----------------------------|----------|---------|-------------|-------------------------|--|
| NUMBER IN JCR YEAR 2023 (A) | 118 | 18 | 136 | 9 | 94% |
| NUMBER OF REFERENCES (B) | 5,304 | 1,071 | 6,375 | 57 | 99% |
| RATIO (B/A) | 44.9 | 59.5 | 46.9 | 6.3 | |

不同類型文獻
對期刊內容的相對貢獻度

Average JIF Percentile

 Export

The Average Journal Impact Factor Percentile takes the sum of the JIF Percentile rank for each category under consideration, then calculates the average of those values. [Learn more](#)

| | |
|------------------------|---------|
| ALL CATEGORIES AVERAGE | NURSING |
| 88.0 | 90.8 |
| | ETHICS |
| | 85.1 |

期刊在不同領域的JIF排名百分等級
及所有領域排名平均百分等級

機構與國家分布概覽

有助於瞭解該期刊的內容來源是否具有國際影響力，或達到特定受眾等概況資訊。

Contributions by organizations [Export](#)

Organizations that have contributed the most papers to the journal in the most recent three-year period. [Learn more](#)

| RANK | ORGANIZATION | COUNT |
|------|--|-------|
| 1 | UNIVERSITY OF TURKU | 15 |
| 2 | UNIVERSITY OF EXETER | 12 |
| 3 | OSLO METROPOLITAN UNIVERSITY (OSLOMET) | 11 |
| 4 | VID SPECIALISED UNIVERSITY | 10 |
| 5 | NORD UNIVERSITY | 9 |
| - | TEHRAN UNIVERSITY OF MEDICAL SCIENCES | 9 |
| 7 | KU LEUVEN | 8 |
| 8 | ABO AKADEMI UNIVERSITY | 7 |
| - | TAMPERE UNIVERSITY | 7 |
| - | UNIVERSITY OF OSLO | 7 |

Contributions by country/region [Export](#)

Countries or Regions that have contributed the most papers to the journal in the most recent three-year period. [Learn more](#)

| RANK | COUNTRY / REGION | COUNT |
|------|------------------|-------|
| 1 | USA | 57 |
| 2 | Iran | 40 |
| 3 | England | 37 |
| - | Norway | 37 |
| 5 | CHINA MAINLAND | 27 |
| - | Finland | 27 |
| 7 | Canada | 26 |
| 8 | Australia | 24 |
| 9 | Sweden | 21 |
| 10 | Spain | 16 |

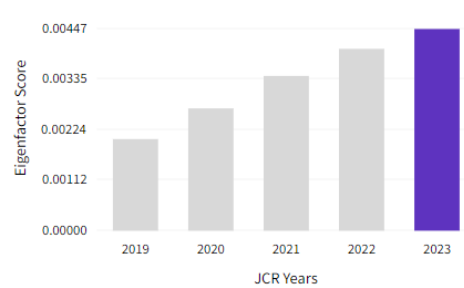
最近三年內為該期刊貢獻最多論文之來源機構與地區/國家概況

其他指標

Eigenfactor Score

0.00447

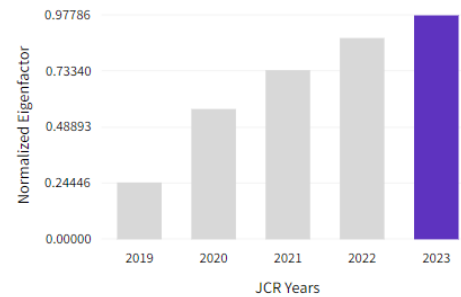
The Eigenfactor Score is a reflection of the density of the network of citations around the journal using 5 years of cited content as cited by the Current Year. It considers both the number of citations and the source of those citations, so that highly cited sources will influence the network more than less cited sources. The Eigenfactor calculation does not include journal self-citations. [Learn more](#)



Normalized Eigenfactor

0.97786

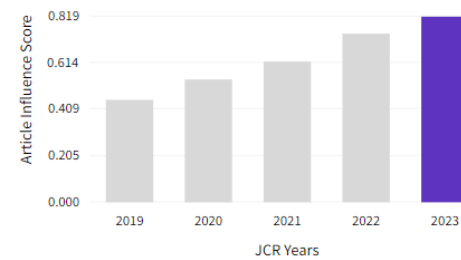
The Normalized Eigenfactor Score is the Eigenfactor score normalized, by rescaling the total number of journals in the JCR each year, so that the average journal has a score of 1. Journals can then be compared and influence measured by their score relative to 1. [Learn more](#)



Article influence score

0.819

The Article Influence Score normalizes the Eigenfactor Score according to the cumulative size of the cited journal across the prior five years. The mean Article Influence Score for each article is 1.00. A score greater than 1.00 indicates that each article in the journal has above-average influence. [Learn more](#)



5 Year Impact Factor

3.7

[View Calculation](#)

The 5-year Impact Factor is the average number of times articles from the journal published in the past five years have been cited in the JCR year. It is calculated by dividing the number of citations in the JCR year by the total number of articles published in the five previous years. [Learn more](#)

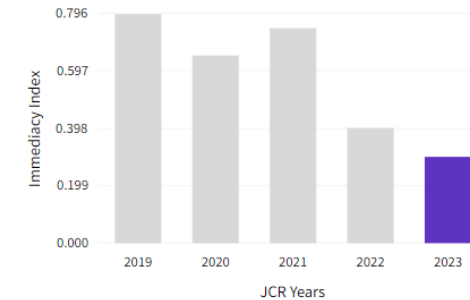


Immediacy Index

0.3

[View Calculation](#)

The Immediacy Index is the count of citations in the current year to the journal that reference content in this same year. Journals that have a consistently high Immediacy Index attract citations rapidly. [Learn more](#)



期刊的其他正規化指標
近五年表現趨勢

期刊的5 Year IF與立即指數
近五年表現趨勢

正規化指標 Normalized Metrics

Eigenfactor Score 特徵係數

此一數值忽略期刊自我引用，並將自然科學、社會科學期刊一併計算。可用於考量不同學科領域的引用差異，讓各學科能在同一引文基準點上進行比較。可瞭解特定期刊在學術引用社群的總影響力。出版文章數越多的期刊可能具較高引用次數，能見度較高，通常有較高的 Eigenfactor。

Normalized Eigenfactor 正規化特徵係數

這個改善的計算是由華盛頓大學的 Eigenfactor 團隊所發展的，提供更明確的指數計算。例如，如果期刊的 Normalized Eigenfactor 是 2，則該刊為同領域其它期刊影響力的兩倍。

Article Influence Score 文章影響係數

利用 Eigenfactor 進行計算而得出的數值，提供該期刊平均每篇文章的影響力。假設在 JCR 資料庫所有文章的平均值為 1，若該期刊 Article Influence Score 大於 1，表示該期刊每篇文章影響力居於 JCR 資料庫所有文章的平均值以上；反之，小於 1 則在平均值以下。

瀏覽與查找期刊

搜尋或選擇期刊

21,848 journals

當前選擇年分的
期刊總數

Journal name/abbreviation, ISSN/eISSN, category, publisher, country/region



[Copy query link](#) [Export](#)

Indicators: Default

[Customize](#)

JCR涵蓋所有年分的
期刊總數

- Journals (21,848)
- ISSN/eISSN
- Categories (254)
- Publishers (8,662)
- Country / region (112)
- Citation Indexes
- JCR Year
- Open Access

Reset

Apply

Journals

- AMERICAN JOU
- American Journalism
- American Journal of Play
- AMERICAN JOURNAL OF BOTANY
- AMERICAN JOURNAL OF NURSING
- AMERICAN JOURNAL OF PHYSICS

| Edition | Total Citations | 2023 JIF | JIF Quartile | 2023 JCI | % of OA Gold |
|---------|-----------------|----------|--------------|----------|--------------|
| SCIE | 65,911 | 503.1 | Q1 | 88.75 | 92.68 % |
| | 48,152 | 122.7 | Q1 | 13.41 | 9.91 % |
| SCIE | 336,057 | 98.4 | Q1 | 24.06 | 25.97 % |
| SCIE | 404,835 | 96.2 | Q1 | 25.23 | 3.80 % |
| SCIE | 163,066 | 93.6 | Q1 | 10.42 | 81.80 % |
| SCIE | 65,632 | 81.3 | Q1 | 8.76 | 1.37 % |
| SCIE | 27,709 | 81.1 | Q1 | 10.56 | 1.47 % |

Nature Reviews Clinical Oncology 1759-4774 1759-4782 ONCOLOGY

指標客制化選單

4 journals

Journal name/abbreviation, ISSN/eISSN, category, publisher, country/region



Copy query link

Export

Customize

LANCET ✕ JAMA Surgery ✕ NATURE MEDICINE ✕ CANCER CELL ✕

Filter
4

| Journal name | ISSN | eISSN | Category |
|--|-----------|-----------|------------------------------|
| <input type="checkbox"/> LANCET | 0140-6736 | 1474-547X | MEDICINE, GENERAL & INTERNAL |
| <input type="checkbox"/> NATURE MEDICINE | 1078-8956 | 1546-170X | Multiple |
| <input type="checkbox"/> CANCER CELL | 1535-6108 | 1878-3686 | Multiple |
| <input type="checkbox"/> JAMA Surgery | 2168-6254 | 2168-6262 | SURGERY |

Journal Citation Reports dataset updated Jun 20, 2024

Indicators: Default

Impact Metrics
Metrics focused on the citation impact of the journals.

- Total Citations
- 2023 JIF
- JIF Rank
- 5 Year JIF
- 5 Year JIF Quartile
- JIF Without Self Cites
- Immediacy Index

Normalized Metrics
Metrics that have been adjusted mathematically to a particular context.

- 2023 JCI
- JCI Rank
- JCI Quartile
- JCI Percentile
- Eigenfactor
- Normalized Eigenfactor
- Article Influence Score
- JIF Percentile
- JIF Quartile
- AIS Quartile

Source Metrics
Metrics based on the content of the journals.

- Citable Items
- % of Articles in Citable items
- Cited Half-Life
- Citing Half-Life
- Total Articles
- % of OA Gold

Name your indicators
 Save Apply

| % of OA Gold |
|--------------|
| 25.97 % |
| 47.38 % |
| 78.65 % |
| 9.97 % |

比較期刊

4 journals

Journal name/abbreviation, ISSN/eISSN, category, publisher, country/region



Copy query link

Export

Indicators: Default

Customize

LANCET X JAMA Surgery X NATURE MEDICINE X CANCER CELL X

Filter
4

| Journal name | ISSN | eISSN | Category | Edition | Total Citations | 2023 JIF | JIF Quartile | 2023 JCI | % of OA Gold |
|---|-----------|-----------|------------------------------|---------|-----------------|----------|--------------|----------|--------------|
| <input checked="" type="checkbox"/> LANCET | 0140-6736 | 1474-547X | MEDICINE, GENERAL & INTERNAL | SCIE | 336,057 | 98.4 | Q1 | 24.06 | 25.97 % |
| <input checked="" type="checkbox"/> NATURE MEDICINE | 1078-8956 | 1546-170X | Multiple | | | | Q1 | | |
| <input checked="" type="checkbox"/> CANCER CELL | 1535-6108 | 1878-3686 | Multiple | | | | Q1 | | |
| <input checked="" type="checkbox"/> JAMA Surgery | 2168-6254 | 2168-6262 | SURGERY | SCIE | 17,074 | 15.1 | Q1 | 5.97 | 5.97 % |

亦可將最多50本期刊
加入最愛清單

一次最多選定
4本期刊做比較

Journals selected 4 Deselect all

Add to Favorites list

Compare

Up to 50 journals in one list

Up to 4 journals

比較期刊結果 - 基本資訊

Comparing 4 journals

JCR year
2023

NATURE MEDICINE ✕

LANCET ✕

CANCER CELL ✕

JAMA Surgery ✕

ISSN / eISSN

ISSN/eISSN
1078-8956 / 1546-170X

0140-6736 / 1474-547X

1535-6108 / 1878-3686

2168-6254 / 2168-6262

領域

CATEGORY
BIOCHEMISTRY & MOLECULAR BIOLOGY
CELL BIOLOGY
MEDICINE, RESEARCH & EXPERIMENTAL

MEDICINE, GENERAL & INTERNAL

CELL BIOLOGY
ONCOLOGY

SURGERY

專輯

EDITION
SCIE

SCIE

SCIE

SCIE

國家地區

REGION
USA

ENGLAND

USA

USA

期刊主要語言

LANGUAGE
English

English

English

English

出版商

PUBLISHER
NATURE PORTFOLIO

ELSEVIER SCIENCE INC

CELL PRESS

AMER MEDICAL ASSOC

JCR最新收錄年分

MOST RECENT JCR YEAR
2023

2023

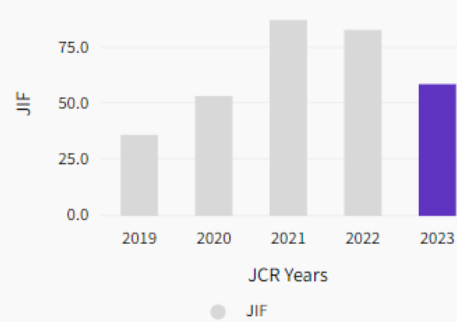
2023

2023

比較期刊結果 - JIF 表現

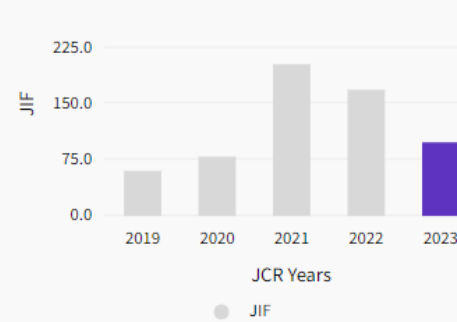
2023 JIF
58.7

JIF TREND



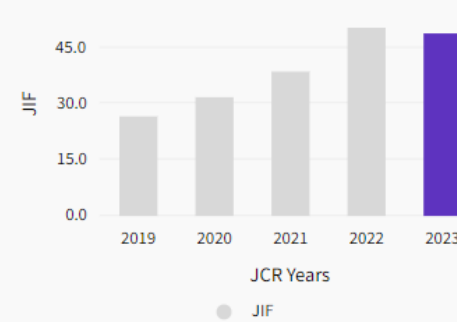
98.4

JIF



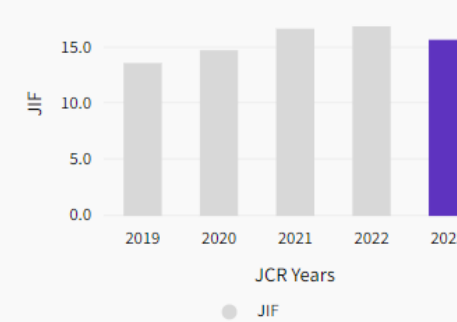
48.8

JIF



15.7

JIF



最新收錄年分 JIF

JIF 近五年趨勢

JIF QUARTILE, PERCENTILE AND RANK BY CATEGORY

| | |
|----------------|----------------------------------|
| Category | BIOCHEMISTRY & MOLECULAR BIO... |
| JIF Quartile | Q1 |
| JIF Percentile | 99.8 |
| JIF Rank | 1/313 |
| Category | CELL BIOLOGY |
| JIF Quartile | Q1 |
| JIF Percentile | 99.3 |
| JIF Rank | 2/205 |
| Category | MEDICINE, RESEARCH & EXPERIME... |
| JIF Quartile | Q1 |
| JIF Percentile | 99.7 |
| JIF Rank | 1/189 |

| | |
|----------------|------------------------------|
| Category | MEDICINE, GENERAL & INTERNAL |
| JIF Quartile | Q1 |
| JIF Percentile | 99.8 |
| JIF Rank | 1/325 |

| | |
|----------------|--------------|
| Category | CELL BIOLOGY |
| JIF Quartile | Q1 |
| JIF Percentile | 98.8 |
| JIF Rank | 3/205 |

| | |
|----------------|---------|
| Category | SURGERY |
| JIF Quartile | Q1 |
| JIF Percentile | 99.8 |
| JIF Rank | 1/290 |

| | |
|----------------|----------|
| Category | ONCOLOGY |
| JIF Quartile | Q1 |
| JIF Percentile | 98.6 |
| JIF Rank | 5/322 |

各所屬領域 JIF 四分位數 與 JIF 百分位數

比較期刊結果 - JCI 表現

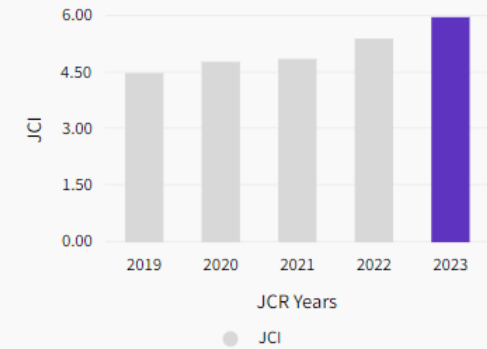
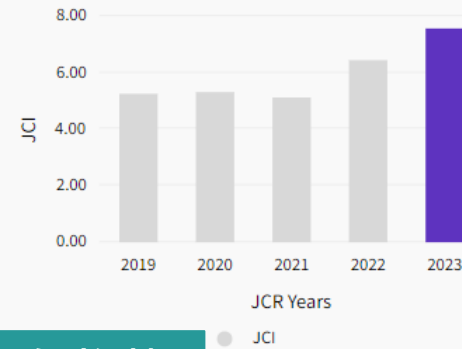
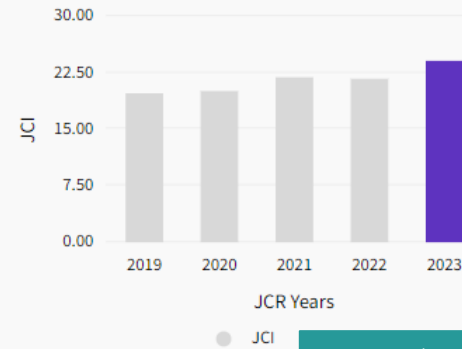
2023 JCI
13.63

24.06

最新收錄年分 JCI

5.97

JCI TREND
20.00



JCI 近五年趨勢

JCI QUARTILE, PERCENTILE AND RANK BY CATEGORY

| Category | BIOCHEMISTRY & MOLECULAR BIO... |
|----------------|---------------------------------|
| JCI Quartile | Q1 |
| JCI Percentile | 99.84 |
| JCI Rank | 1/313 |

| Category | MEDICINE, GENERAL & INTERNAL |
|----------------|------------------------------|
| JCI Quartile | Q1 |
| JCI Percentile | 99.54 |
| JCI Rank | 2/329 |

| Category | CELL BIOLOGY |
|----------------|--------------|
| JCI Quartile | Q1 |
| JCI Percentile | 98.29 |
| JCI Rank | 4/205 |

| Category | SURGERY |
|----------------|---------|
| JCI Quartile | Q1 |
| JCI Percentile | 99.83 |
| JCI Rank | 1/290 |

| Category | CELL BIOLOGY |
|----------------|--------------|
| JCI Quartile | Q1 |
| JCI Percentile | 99.76 |
| JCI Rank | 1/205 |

| Category | ONCOLOGY |
|----------------|----------|
| JCI Quartile | Q1 |
| JCI Percentile | 98.60 |
| JCI Rank | 5/322 |

| Category | MEDICINE, RESEARCH & EXPERIME... |
|----------------|----------------------------------|
| JCI Quartile | Q1 |
| JCI Percentile | 99.74 |
| JCI Rank | 1/189 |

各所屬領域 JCI 四分位數 與 JCI 百分位數

比較期刊結果 - AIS Quartile & OA 分布

ARTICLE INFLUENCE SCORE QUARTILE BY CATEGORY

Category **BIOCHEMISTRY & MOLECULAR BIO...**

AIS Quartile **Q1**

Category **CELL BIOLOGY**

AIS Quartile **Q1**

Category **MEDICINE, RESEARCH & EXPERIME...**

AIS Quartile **Q1**

Category **MEDICINE, GENERAL & INTERNAL**

AIS Quartile **Q1**

Category **CELL BIOLOGY**

AIS Quartile **Q1**

Category **ONCOLOGY**

AIS Quartile **Q1**

Category **SURGERY**

AIS Quartile **Q1**

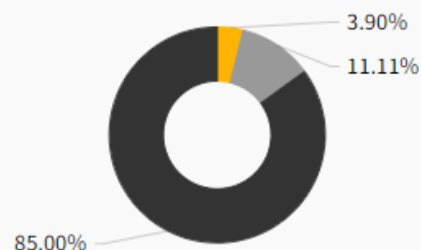
各領域 Article Influence Score 四分位數

% OF OA GOLD - ITEMS
23.27%



- Gold Open Access (Citable)
- Subscription and free to read (Citable)
- Other (Non-citable items)

3.90%



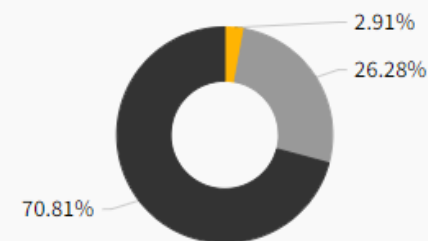
- Gold Open Access (Citable)
- Subscription and free to read (Citable)
- Other (Non-citable items)

38.04%



- Gold Open Access (Citable)
- Subscription and free to read (Citable)
- Other (Non-citable items)

2.91%



- Gold Open Access (Citable)
- Subscription and free to read (Citable)
- Other (Non-citable items)

OA 分布

Browse journals 使用方式

The screenshot shows a 'Filter' panel on the left and a 'Search categories (Web of Science)' panel on the right. The 'Journals (21,522)' filter is highlighted with a red box. A search bar in the categories panel is also highlighted with a red box and contains the text '可輸入學科領域關鍵字搜尋'. A large red callout box on the right contains three numbered steps: 1. 點選限縮 Filter 功能後，點選 Categories; 2. 查看勾選需要的領域; 3. 點選 Apply. The interface includes various filter options like ISSN/eISSN, Categories (254), Publishers (8,550), Country / region (112), Citation Indexes, JCR Year, Open Access, JIF Quartile, JIF Range, JCI Range, and JIF Percentile. The categories list includes fields like Acoustics, Agricultural Economics & Policy, Agricultural Engineering, etc.

可輸入學科領域關鍵字搜尋

查看特定學科領域期刊清單方法

1. 點選限縮 Filter 功能後，點選 Categories
2. 查看勾選需要的領域
3. 點選 Apply

Browse journals

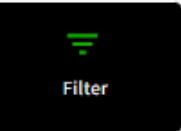
21,848 journals

Category 顯示為 Multiple 點選即可顯示所有所屬領域。

登入個人化帳號，點選「Customize」可設定預設顯示指標，包含 5 Year JIF、某年分 JCI 等。



Export



Filter

Indicators: Default

Customize

| Journal name | ISSN | eISSN | Category | Edition |
|---|-----------|-----------|--------------------------------------|---------|
| <input type="checkbox"/> CA-A CANCER JOURNAL FOR CLINICIANS | 0007-9235 | 1542-4863 | ONCOLOGY | SCIE |
| <input type="checkbox"/> NATURE REVIEWS DRUG DISCOVERY | 1474-1776 | 1474-1784 | Multiple | |
| | | | BIOTECHNOLOGY & APPLIED MICROBIOLOGY | SCIE |
| | | | PHARMACOLOGY & PHARMACY | SCIE |
| <input type="checkbox"/> LANCET | 0140-6736 | 1474-547X | MEDICINE, GENERAL & INTERNAL | SCIE |
| <input type="checkbox"/> NEW ENGLAND JOURNAL OF MEDICINE | 0028-4793 | 1533-4406 | MEDICINE, GENERAL & INTERNAL | SCIE |
| <input type="checkbox"/> BMJ-British Medical Journal | 0959-535X | 1756-1833 | MEDICINE, GENERAL & INTERNAL | SCIE |

Impact Metrics

Metrics focused on the citation impact of the journals.

- Total Citations
- 2023 JIF
- JIF Rank
- 5 Year JIF
- 5 Year JIF Quartile
- JIF Without Self Cites
- Immediacy Index

Normalized Metrics

Metrics that have been adjusted mathematically to a particular context.

- 2023 JCI
- JCI Rank
- JCI Quartile
- JCI Percentile
- Eigenfactor
- Normalized Eigenfactor
- Article Influence Score
- JIF Percentile
- JIF Quartile
- AIS Quartile

Source Metrics

Metrics based on the content of the journals.

- Citable Items
- % of Articles in Citable items
- Cited Half-Life
- Citing Half-Life
- Total Articles
- % of OA Gold

Name your indicators

投稿建議

期刊比對工具



Master Journal List Match Manuscript

Match Manuscript

Browse, search, and explore journals indexed in the *Web of Science*

The *Master Journal List* is an invaluable tool to help you to find the right journal for your needs across multiple indices hosted on the *Web of Science* platform. Spanning all disciplines and regions, *Web of Science Core Collection* is at the heart of the *Web of Science* platform. Curated with care by an expert team of in-house editors, *Web of Science Core Collection* includes only journals that demonstrate high levels of editorial rigor and best practice. As well as the *Web of Science Core Collection*, you can search across the following specialty collections: *Biological Abstracts*, *BIOSIS Previews*, *Zoological Record*, and *Current Contents Connect*, as well as the *Chemical Information* products.

Search Journals



Already have a manuscript?

Find relevant, reputable journals for potential publication of your research based on an analysis of tens of millions of citation connections in *Web of Science Core*

Match Manuscript

瀏覽、搜索和探索被
Web of Science 索引的期刊

Match Manuscript

The world's leading journals and publisher-neutral data

Journal name/abbreviation, ISSN/eISSN, category, publisher, country/region



Already have a manuscript?

Find relevant, reputable journals for potential publication of your research using Manuscript matcher.

Match my manuscript

See full listings and refine your search by



Journals



Categories



Publishers



Countries/Regions

比對方法

Manuscript Matcher ×

Manuscript Matcher helps you find the most related journals for your manuscript. It works best when your title has at least 10 words and your abstract has at least 100 words. Using this information, it will pull the most relevant keywords for matching.

Please enter your manuscript information below.

Title

Liver transplantation: Current status and challenges

The manuscript title or relevant part(s) of the title. This works best with at least 10 words.

Abstract

Great progress has been made in the field of liver transplantation over the past two decades. This progress, however, also brings up the

The manuscript abstract or relevant part(s) of the abstract. This works best with at least 100 words.


Cancel Find Journals

輸入
欲比對文章的標題
與 **100字以內**摘要

比對結果

顯示合適期刊，可依投稿需求於左側進行條件篩選

Filters Clear All

- Web of Science Coverage
- Open Access 
- Category
- Country / Region
- Language
- Frequency
- Journal Citation Reports

BIOMED RESEARCH INTERNATIONAL

Publisher: HINDAWI LTD , ADAM HOUSE, 3RD FLR, 1 FITZROY SQ, LONDON, ENGLAND, W1T 5HF

ISSN / eISSN: 2314-6133 / 2314-6141

Web of Science Core Collection: Emerging Sources Citation Index

Additional Web of Science Indexes: Biological Abstracts | BIOSIS Previews

Match Score
0.26 

Top Keywords:

organ shortage progress liver transplantation

[Share This Journal](#)

[View profile page](#)

MEDICINE OPEN ACCESS

Publisher: LIPPINCOTT WILLIAMS & WILKINS , TWO COMMERCE SQ, 2001 MARKET ST, PHILADELPHIA, USA, PA, 19103

ISSN / eISSN: 0025-7974 / 1536-5964

Web of Science Core Collection: Science Citation Index Expanded

Additional Web of Science Indexes: Biological Abstracts | BIOSIS Previews | Current Contents Clinical Medicine | Current Contents Life Sciences | Essential Science Indicators

Match Score
0.20 

Top Keywords:

liver transplantation organ shortage challenges major limitation decadal

進入期刊 Profile 詳細了解

[Share This Journal](#)

[View profile page](#)

期刊資訊頁面

General Information

Web of Science Coverage

Journal Citation Report

Open Access Information

Preprint Information

Peer Review Information

[Return to Search Results](#)

MEDICINE [Share This Journal](#)

ISSN / eISSN 0025-7974 / 1536-5964

Publisher LIPPINCOTT WILLIAMS & WILKINS, TWO COMMERCE SQ, 2001 MARKET ST, PHILADELPHIA, USA, PA,

顯示更多期刊出刊資訊與被哪些引文索引涵蓋，JCR訂戶頁面可顯示近兩年JIF值

General Information

| | | | |
|-------------------------------|----------------------------|--|----------------------------|
| Journal Website | Visit Site | Publisher Website | Visit Site |
| 1st Year Published | 1922 | Frequency | Weekly |
| Issues Per Year | 52 | Country / Region | UNITED STATES OF AMERICA |
| Primary Language ⁱ | English | Avg. Number of Weeks from Submission to Publication ⁱ | 3 |
| Article DOIs ⁱ | Yes | | |

Web of Science Coverage

| Collection | Index | Category | Similar Journals ⁱ |
|------------------|--|------------------------------|---------------------------------------|
| Core Collection | Science Citation Index Expanded (SCIE) | Medicine, General & Internal | Find Similar Journals |
| Current Contents | Clinical Medicine | | Find Similar Journals |
| Current Contents | Life Sciences | | Find Similar Journals |

EndNote Online Match

比對建議投稿期刊

Clarivate

Journal Citation Reports™ Journals Categories Publishers Countries/Regions

Products

WEB OF SCIENCE

- Web of Science
- Master Journal List
- Publons
- InCites Benchmarking & Analytics
- Essential Science Indicators

REFERENCE MANAGER

- EndNote
- EndNote Click

Sign in to continue with EndNote

Email address

Password

Forgot Password?

Sign in

Not a member yet?

Register

OR

登入個人化帳號

or sign in using

By signing in, you acknowledge and agree to our Terms of Use and Privacy Statement.

Need help? Contact EndNote Customer Care.

Journals Categories Publishers Countries/Regions

any manuscript

比對建議投稿期刊

Clarivate Analytics | EndNote

我的參考文獻 收集 整理 設定格式 **比對** 選項 下載

隱藏入門指南

快速檢索

檢索

於 我的所有參考文獻

檢索

我的參考文獻

我的所有參考文獻 (1)

[未歸檔] (1)

快速清單 (0)

資源回收筒 (514) 清空

▼ 我的群組

TRACK YOUR CITATIONS
Claim your researcher profile on Publons

開始使用

尋找

檢索線上資料庫或匯入現有合輯，以收集參考文獻。

- 檢索線上資料庫
- 手動建立參考文獻
- 匯入參考文獻
- 全新推出！找出您可能的最佳期刊

儲存與共用

以任何您所適用的方式組織並群組參考文獻。然後與同事共用您的群組。

- 建立新群組
- 共用群組
- 尋找重複的參考文獻

建立

在您寫作時，使用我們的外掛程式格式化書目並引用參考文獻。

- Cite While You Write™ 外掛程式
- 建立已設定格式的書目
- 設定文件格式

檢視方式 | 简体中文 | 繁體中文 | English | Deutsch | 日本語 | 한국어 | Português | Español

比對建議投稿期刊

我的參考文獻 收集 整理 設定格式 比對 選項 下載

為您的稿件尋找最佳適配期刊 Web of Science 技術提供

輸入稿件詳細資料：

*標題：

Liver transplantation: Current status and challenges

*摘要：

Great progress has been made in the field of liver transplantation over the past two decades. This progress, however, also brings up the next set of challenges: First, organ shortage remains a major

*必要的

參考文獻：

選取群組

包含參考文獻讓我們可以比對更多與稿件相關的資料點

填入標題、摘要等資訊後，
點選尋找期刊。

尋找期刊 >

比對建議投稿期刊

為您的稿件尋找最佳適配期刊 Web of Science 技術提供

9 期刊比對

自動抓取關鍵字
在 Web of Science 資料庫進行大數據分析

< 編輯稿件資料 全部展開 | 全部收合

| 比對分數 | JCR Impact Factor 今年 5 年 | 期刊 | 類似文獻 | | | | | | | | | |
|-----------------|-----------------------------------|---|---|------|------|---------|-------|----|-----------------|------|----|---|
| | 8.9 6.7 2023 5 年 | AMERICAN JOURNAL OF TRANSPLANTATION <table border="1"> <thead> <tr> <th>JCR 類別</th> <th>領域排名</th> <th>領域分級</th> </tr> </thead> <tbody> <tr> <td>SURGERY</td> <td>4/290</td> <td>Q1</td> </tr> <tr> <td>TRANSPLANTATION</td> <td>1/31</td> <td>Q1</td> </tr> </tbody> </table> <p>出版者: STE 800, 230 PARK AVE, NEW YORK, NY 10169 ISSN: 1600-6135 eISSN: 1600-6143</p> | JCR 類別 | 領域排名 | 領域分級 | SURGERY | 4/290 | Q1 | TRANSPLANTATION | 1/31 | Q1 | 3 您覺得這實用嗎? <input checked="" type="checkbox"/> 是 <input type="checkbox"/> 否 <input type="button" value="提交 >>"/> <input type="button" value="期刊資訊 >>"/> |
| JCR 類別 | 領域排名 | 領域分級 | | | | | | | | | | |
| SURGERY | 4/290 | Q1 | | | | | | | | | | |
| TRANSPLANTATION | 1/31 | Q1 | | | | | | | | | | |
| | 4.7 5.1 2023 5 年 | LIVER TRANSPLANTATION | 0 您覺得這實用嗎? <input checked="" type="checkbox"/> 是 <input type="checkbox"/> 否 <input type="button" value="提交 >>"/> <input type="button" value="期刊資訊 >>"/> | | | | | | | | | |
| | 1.797 - 2005 5 年 | TRANSPLANT INTERNATIONAL | 0 您覺得這實用嗎? <input checked="" type="checkbox"/> 是 <input type="checkbox"/> 否 <input type="button" value="提交 >>"/> <input type="button" value="期刊資訊 >>"/> | | | | | | | | | |
| | 1.9 2.6 2023 5 年 | CLINICAL TRANSPLANTATION | 0 您覺得這實用嗎? <input checked="" type="checkbox"/> 是 <input type="checkbox"/> 否 <input type="button" value="提交 >>"/> <input type="button" value="期刊資訊 >>"/> | | | | | | | | | |
| | - - 5 年 | JOURNAL OF CLINICAL MEDICINE | 0 您覺得這實用嗎? <input checked="" type="checkbox"/> 是 <input type="checkbox"/> 否 <input type="button" value="提交 >>"/> <input type="button" value="期刊資訊 >>"/> | | | | | | | | | |

關鍵字排行榜

- liver allografts
- normothermic perfusion
- liver transplant recipients
- deceased donor pool
- extended criteria donors
- wait list mortality
- chronic immune-mediated injury
- impact graft function

查看比對分數、關鍵字排行
以及 JIF、領域排名等資訊

比對建議投稿期刊

為您的稿件尋找最佳適配期刊 Web of Science 技術提供

9 期刊比對

< 編輯稿件資料
全部展開 | 全部收合

| 比對分數 | JCR Impact Factor 今年 5 年 | 期刊 | 類似文獻 | | | | | | | | | | |
|--|-------------------------------------|--|----------|---|------|---------|-------|----|-----------------|------|----|--|--|
| <div style="display: flex; align-items: center;"> <div style="width: 80px; height: 15px; background: linear-gradient(to right, #0070c0 80%, #ccc 80%);"></div> </div> | 8.9 6.7 2023 5 年 | AMERICAN JOURNAL OF TRANSPLANTATION | 3 | 您覺得這實用嗎? <input checked="" type="checkbox"/> 是 <input type="checkbox"/> 否 <div style="text-align: right; margin-top: 5px;"> 提交 >> 期刊資訊 >> </div> | | | | | | | | | |
| 關鍵字排行榜 <ul style="list-style-type: none"> liver allografts normothermic perfusion liver transplant recipients deceased donor pool extended criteria donors wait list mortality chronic immune-mediated injury impact graft function | | <table border="1" style="width: 100%; border-collapse: collapse;"> <thead> <tr> <th>JCR 類別</th> <th>領域排名</th> <th>領域分級</th> </tr> </thead> <tbody> <tr> <td>SURGERY</td> <td>4/290</td> <td>Q1</td> </tr> <tr> <td>TRANSPLANTATION</td> <td>1/31</td> <td>Q1</td> </tr> </tbody> </table> <p>出版者: STE 800, 230 PARK AVE, NEW YORK, NY 10169 ISSN: 1600-6135 eISSN: 1600-6143</p> | JCR 類別 | 領域排名 | 領域分級 | SURGERY | 4/290 | Q1 | TRANSPLANTATION | 1/31 | Q1 | | |
| JCR 類別 | 領域排名 | 領域分級 | | | | | | | | | | | |
| SURGERY | 4/290 | Q1 | | | | | | | | | | | |
| TRANSPLANTATION | 1/31 | Q1 | | | | | | | | | | | |
| <div style="display: flex; align-items: center;"> <div style="width: 80px; height: 15px; background: linear-gradient(to right, #0070c0 40%, #ccc 40%);"></div> </div> | 4.7 5.1 2023 5 年 | LIVER TRANSPLANTATION | 0 | 您覺得這實用嗎? <input checked="" type="checkbox"/> 是 <input type="checkbox"/> 否 <div style="text-align: right; margin-top: 5px;"> 提交 >> 期刊資訊 >> </div> | | | | | | | | | |
| <div style="display: flex; align-items: center;"> <div style="width: 80px; height: 15px; background: linear-gradient(to right, #0070c0 30%, #ccc 30%);"></div> </div> | 1.797 - 2005 5 年 | TRANSPLANT INTERNATIONAL | 0 | 您覺得這實用嗎? <input checked="" type="checkbox"/> 是 <input type="checkbox"/> 否 <div style="text-align: right; margin-top: 5px;"> 提交 >> 期刊資訊 >> </div> | | | | | | | | | |
| <div style="display: flex; align-items: center;"> <div style="width: 80px; height: 15px; background: linear-gradient(to right, #0070c0 30%, #ccc 30%);"></div> </div> | 1.9 2.6 2023 5 年 | TRANSPLANTATION | 0 | 您覺得這實用嗎? <input checked="" type="checkbox"/> 是 <input type="checkbox"/> 否 <div style="text-align: right; margin-top: 5px;"> 提交 >> 期刊資訊 >> </div> | | | | | | | | | |
| <div style="display: flex; align-items: center;"> <div style="width: 80px; height: 15px; background: linear-gradient(to right, #0070c0 20%, #ccc 20%);"></div> </div> | - - 5 年 | JOURNAL OF CLINICAL MEDICINE | 0 | 您覺得這實用嗎? <input checked="" type="checkbox"/> 是 <input type="checkbox"/> 否 <div style="text-align: right; margin-top: 5px;"> 提交 >> 期刊資訊 >> </div> | | | | | | | | | |

注意收錄年分

比對建議投稿期刊

為您的稿件尋找最佳適配期刊 Web of Science 技術提供

9 期刊比對

< 編輯稿件資料 全部展開 | 全部收合

| 比對分數 | JCR Impact Factor 今年 5 年 | 期刊 | 類似文獻 | 您覺得這實用嗎? |
|--------------------------|-------------------------------|---|------|---|
| <input type="checkbox"/> | 8.9 2023 | 6.7 5 年 AMERICAN JOURNAL OF TRANSPLANTATION | 3 | <input checked="" type="checkbox"/> 是 <input checked="" type="checkbox"/> 否 |

關鍵字排行榜 liver allografts

| JCR 類別 | 領域排名 | 領域分級 |
|---------|-------|------|
| SURGERY | 4/290 | Q1 |

提交 >> 期刊資訊 >>

查看類似文獻

為您的稿件尋找最佳適配期刊 Web of Science 技術提供

| 比對分數 | JCR Impact Factor 今年 5 年 | 期刊 | 提交 >> |
|--------------------------|-------------------------------|---|---------|
| <input type="checkbox"/> | 8.9 2023 | 6.7 5 年 AMERICAN JOURNAL OF TRANSPLANTATION | 期刊資訊 >> |

< 回到結果 3 類似文獻來自 AMERICAN JOURNAL OF TRANSPLANTATION

全部 儲存至我的參考文獻

- 標題: Successful lung transplantation with graft recovered after thoracoabdominal normothermic perfusion from donor after circulatory death
作者: URBAN MARIAN
來源: AMERICAN JOURNAL OF TRANSPLANTATION 出版: 2022
出版者提供的全文 在 Web of Science 中檢視
- 標題: Heart-liver-kidney transplantation for al amyloidosis using normothermic recovery and storage from a donor following circulatory death short-term outcome in a first-in-world experience
作者: BRUBAKER ALEAH L
來源: AMERICAN JOURNAL OF TRANSPLANTATION 出版: 2023
出版者提供的全文 在 Web of Science 中檢視
- 標題: Risk factors for graft survival after liver transplantation from donation after cardiac death donors an analysis of optn unos data
作者: MATEO R
來源: AMERICAN JOURNAL OF TRANSPLANTATION 出版: 2006
出版者提供的全文 在 Web of Science 中檢視

覺得這實用嗎?
 是 否

提交 >> 期刊資訊 >>

覺得這實用嗎?
 是 否

提交 >> 期刊資訊 >>

覺得這實用嗎?
 是 否

提交 >> 期刊資訊 >>

比對建議投稿期刊應用 JCR

進入 JCR 將比對的期刊清單加入 Journals 進行比較

The screenshot shows a dark-themed sidebar for filtering journals. It includes a search bar and a list of filter categories: Journals (21,848), ISSN/eISSN, Categories (254), Publishers (8,662), Country / region (112), Citation Indexes, JCR Year, Open Access, JIF Quartile, JIF Range, JCI Range, and JIF Percentile. At the bottom, there are 'Reset' and 'Apply' buttons.

The screenshot shows a table of journals with various metrics. The table has columns for Journal name, ISSN, eISSN, Category, Edition, Total Citations, 2023 JIF, JIF Quartile, 2023 JCI, and % of OA Gold. The table is filtered to show four journals: AMERICAN JOURNAL OF TRANSPLANTATION, TRANSPLANTATION, LIVER TRANSPLANTATION, and CLINICAL TRANSPLANTATION. The table also includes a 'Filter' sidebar on the left with a count of 4 and a 'Customize' button on the right.

| Journal name | ISSN | eISSN | Category | Edition | Total Citations | 2023 JIF | JIF Quartile | 2023 JCI | % of OA Gold |
|--|-----------|-----------|----------|---------|-----------------|----------|--------------|----------|--------------|
| <input type="checkbox"/> AMERICAN JOURNAL OF TRANSPLANTATION | 1600-6135 | 1600-6143 | Multiple | | 25,261 | 8.9 | Q1 | 3.55 | 56.49 % |
| <input type="checkbox"/> TRANSPLANTATION | 0041-1337 | 1534-6080 | Multiple | | 22,905 | 5.3 | Q1 | 1.64 | 13.41 % |
| <input type="checkbox"/> LIVER TRANSPLANTATION | 1527-6465 | 1527-6473 | Multiple | | 10,570 | 4.7 | Q1 | 1.33 | 10.47 % |
| <input type="checkbox"/> CLINICAL TRANSPLANTATION | 0902-0063 | 1399-0012 | Multiple | | 6,729 | 1.9 | Q2 | 0.73 | 16.22 % |

Journal Citation Reports dataset updated Jun 20, 2024

其他資源

問題與建議

Provide feedback

Provide Feedback

Help improve Journal Citation Reports.

Visit our feedback portal to:

- Make a suggestion
- Browse ideas and vote
- See ideas already in development

Please log in to Journal Citation Reports to access the feedback portal.

[Clarivate feedback policy](#)

Dashboard

Releases

What's Coming?

可提供建議與投票、
查看全球用戶功能需求反饋

Submit a Request for Web of Science products

[Make a Suggestion](#)

Open feedback portal

JCR 產品改善建議反饋

Resources & updates

Product updates

Guided tours

Help & contact us

Provide feedback

點選 ? 即可出現 JCR
更新說明、產品建議等
資源服務與連結



科睿唯安部落格



企業資訊 ▾ 投資人關係 加入我們

Clarivate™

產品與服務 ▾ 部落格 新聞室 活動資訊 [聯絡我們](#)

BLOG > FEATURED ARTICLE

2021 JCR 的進展：全新內容及新影響力指標

2021首要的增強功能，即是擴大 JCR 的期刊文獻涵蓋範圍，包含納入AHCI 和 ESCI 的資料及收錄 Early Access 文章。除了擴大收錄範圍，最新的 JCR 也將公佈全新指標，讓 JCR 一系列的評量方式可以有更深入的解析與背景資訊，並遠超過JIF單一指標能提供的訊息。

 **DR NANDITA QUADERI**
Editor-in-Chief and Editorial VP of the Web of Science
Clarivate



碩睿資訊有限公司



碩睿資訊有限公司
Shou Ray Information Service



HOME

關於碩睿
ABOUT US

產品資訊
PRODUCTS

新聞中心
NEWS

客戶服務
SERVICE

搜尋

TACI
臺灣引文資料庫

The Cochrane Library
實證醫學資料庫

Cambridge Books Online
優質的數位出版

KMCC
光華管理個案收錄庫

Cambridge Books Online



Cambridge Books Online 優質的數位出版

Cambridge Books Online的平臺設計不僅是建基於我們出色的紙本書規劃，更是取經Cambridge Histories Online與... [《詳全文》](#)



碩睿資訊電子報



教育訓練資源服務

[詳細課程](#)

活動特區



2024 Web of Science用戶會—AI賦能學術研究：邁向創新與數據應用的新境界!

活動時間：2024年8月1日(星期四)09:00-16:30

活動內容：生成式 AI開始進入各行各業以及我們的日常生活之中，在今年的用戶會中，我們將分享科睿唯安於AI發展的最新策略與佈局，同時也邀請多位專家分享機構內的實際應用，從過往大數據分析與多元服務方式，到職能學術研究資料以加速創新，透過新的視角將我們帶往資訊探索的新境界!

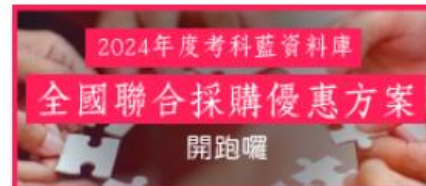
詳情請見：[活動網站](#)



高齡化社會來了！2024 Cochrane Library線上有獎徵答

活動時間：2024年06月01日~07月31日

活動內容：台灣已經進入了老年社會，政府與民眾們對於相關議題越來越重視，在這些議題中，失智成為焦點討論之一。長期以來，失智症都是晚期才會被診斷出來，這時候對於患者和照顧者心理和身理都會有巨大的壓力，同時間社會和



碩睿資訊有限公司

教育訓練資源服務

碩睿資訊有限公司

教育訓練資源服務



直播課程

線上參與課程，即時和講師互動。



使用手冊

產品說明書，解析操作步驟。



影音教材

產品課程影片，無限次回放複習，手機、電腦皆適用。



意見回饋

提供實質建議，使課程更完善。

